

# OPTIX V5+ AF-Confirm Chip QuickCard

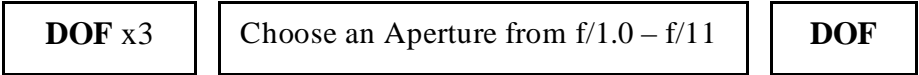
## (A) Entering BASIC SETTING MODE:

Make sure the exposure increment is at 1/3 stop. At Aperture Priority shooting mode, press the Depth of Field Preview (DOF) button 3 times quickly within 1 second to enter basic setting mode:



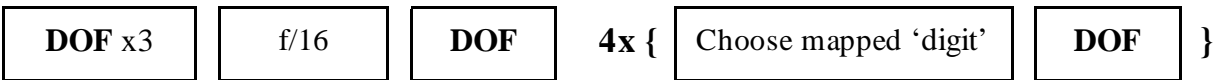
## (B) Setting new MAXIMUM APERTURE:

Under **BASIC MODE**, choose an aperture from f/1.0 – f/11, and press **DOF** once more to save:



## (C) Setting new 4-digit FOCAL LENGTH:

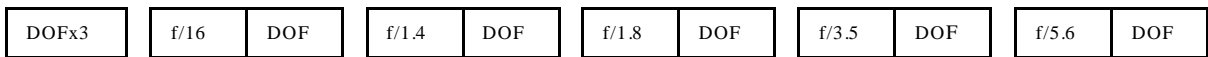
Under **BASIC MODE**, choose f/16 and **DOF**. Select the mapped aperture according to the digit conversion table to input the 4-digits (hence range 0000-9999), confirm each digit by **DOF**.



**Conversion table:** (f/1.4 takes digit 0. All other digits take from integral part of aperture value)

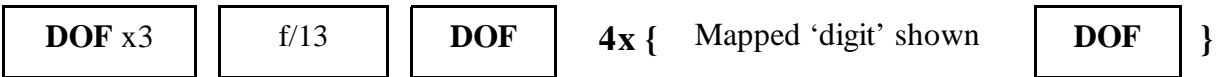
Digit	0	1	2	3	4	5	6	7	8	9
Aperture	f/1.4	f/1.x	f/2.x	f/3.x	f/4.x	f/5.x	f/6.x	f/7.x	f/8.x	f/9.x

**Example:** Focal length 135mm = **0 1 3 5** so input the four mapped apertures like:



## (D) Review your 4-digit FOCAL LENGTH:

Choose f/13 + **DOF** under **BASIC MODE**, the 4 digits of focal length will be shown one by one, as the mapped aperture, while you press the **DOF** more times.

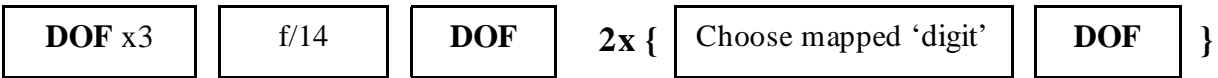


**Review Conversion Table:** (f/1.0 means digit 0. All other digits takes from aperture integral part)

Digit	0	1	2	3	4	5	6	7	8	9
Aperture	f/1.0	f/1.x	f/2.x	f/3.x	f/4.x	f/5.x	f/6.x	f/7.x	f/8.x	f/9.x

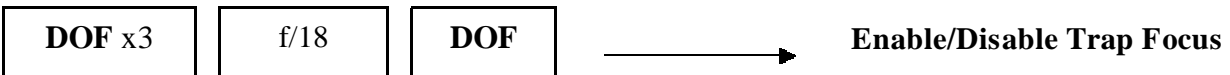
## (E) Setting the FOCUS SHIFT FACTOR:

Choose f/14 + **DOF** under **BASIC MODE**, by the same digit input rule in (c) input a 2-digit value (range 00-99) for the focus shift factor. 50 is the factory initialized middle value.



## (F) Enabling / Disabling TRAP FOCUS MODE:

Choose f/18 + **DOF** under **BASIC MODE**, the TRAP FOCUS mode will be enabled and supersede the default MANUAL FOCUS mode. Under TRAP FOCUS mode, the camera will fire the shutter automatically if you fully press and hold the shutter button while turning the focussing ring to hit the correct focus.



Please note the shutter can only be released when focus is correct under this mode. If you want to take a photo at any situation even when focus is out, please enter this setting sequence again to go back to Manual Focus mode.